Cooper Lighting Solutions Photometric Lab
1121 Highway 74 South
Peachtree City, GA 30269

Cooper Lighting Solutions Photometric Lab
1121 Highway 74 South
Peachtree City, GA 30269

Scaled data based on original data using

LM-79-2024 Approved Method: Electrical and Photometric Measurements of Solid-State Lighting Products

Test Report Prepared for

Cooper Lighting Solutions

Brand: LUMARK

Report Number: P1461126

Luminaire Tested: PRV-PC1B-727-U-T2RE-HSS

Issue Date: 06/10/2026

Test Information

Test Method:	LM-79-2024
Report Number:	P1461126
Test Lab:	INNOVATION CENTER(G3)
Issue Date:	6/10/2026
Manufacturer:	COOPER LIGHTING SOLUTIONS
Product Line:	LUMARK
Catalog Number:	PRV-PC1B-727-U-T2RE-HSS
Description:	PREVAIL DISCRETE LED 1 SQUARE AT 585MA 70CRI 2700K FIXTURE w/ TYPE II ROADWAY ILLUMINANCE DISTRIBUTION OPTIC AND HOUSE SIDE SHIELD
Light Source:	(40) 2700K CCT, 70 CRI LEDS
Ballast/Driver:	ELECTRONIC DRIVER

Summary

Lumens per Lamp:	N/A
Luminaire Lumens:	7709 lumens
Efficiency:	N/A
Efficacy:	105.6 lumens/watt
Luminous Opening:	Rectangular (W 0.67' x L: 0.67' x H: 0')
IES Classification:	Type II - Short
BUG Rating:	B1 - U0 - G2
Input Watts (W):	73
Input Voltage (V):	120
Input Current (Ain):	NR
Voltage Rise (V):	NR
Power Factor:	0.98
Total Harmonic Distortion (THDi):	2.73%
Frequency (hertz):	60
Stabilization Time:	NR
Operation Time:	NR
Ambient Temperature (°C):	NR
Test Distance:	28.75 FT

Cooper Lighting Solutions Photometric Lab
1121 Highway 74 South
Peachtree City, GA 30269

Scaled Data Report

REPORT NUMBER: P1461126
CATALOG NUMBER: PRV-PC1B-727-U-T2RE-HSS

Iso-Footcandle Lines of Horizontal Illumination

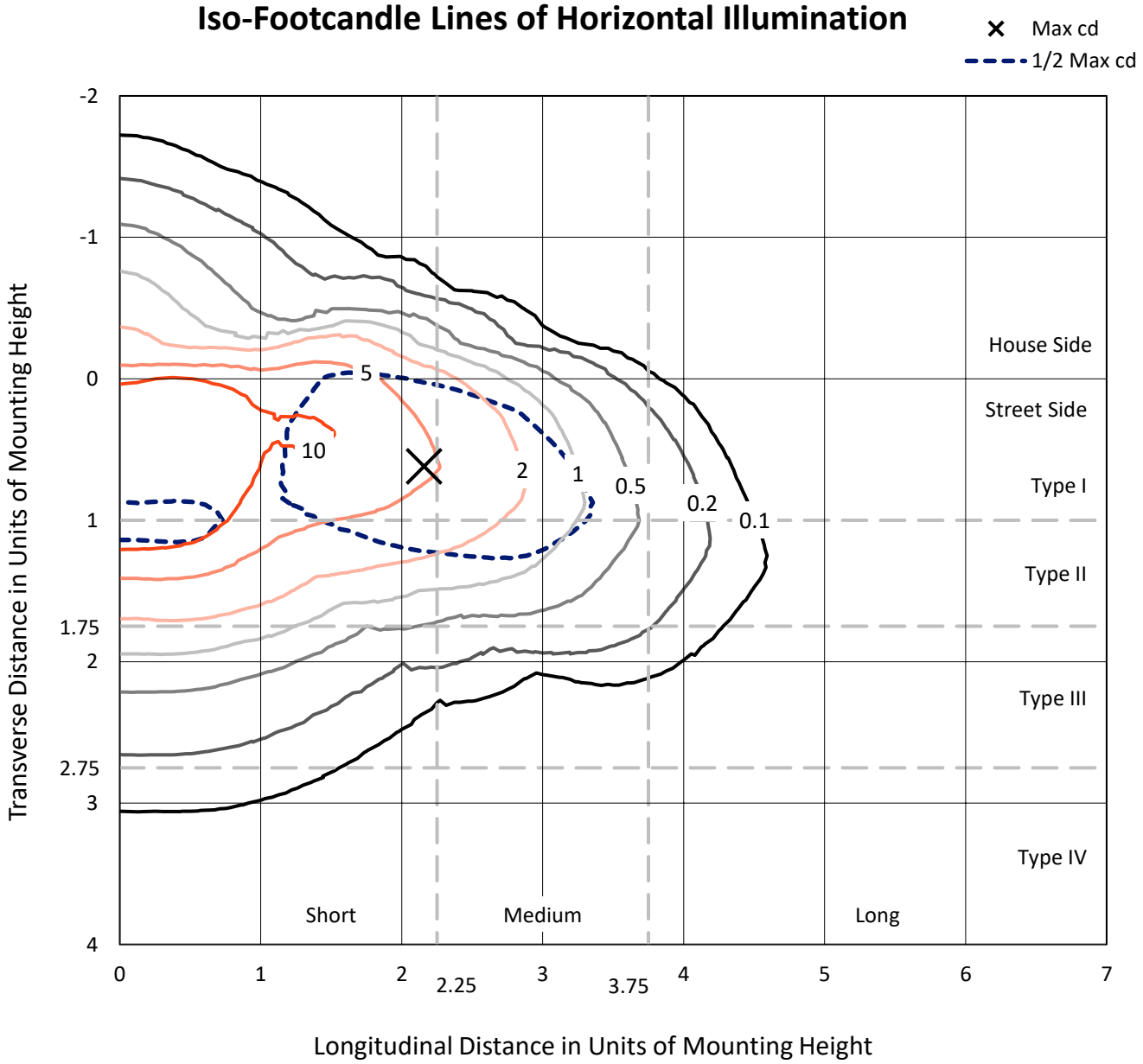

Based on 10 foot mounting height. Maximum calculated value = 18.1 fc
Type II - Short - N/A

REPORT NUMBER: P1461126
CATALOG NUMBER: PRV-PC1B-727-U-T2RE-HSS

Luminous Intensity Polar Plot

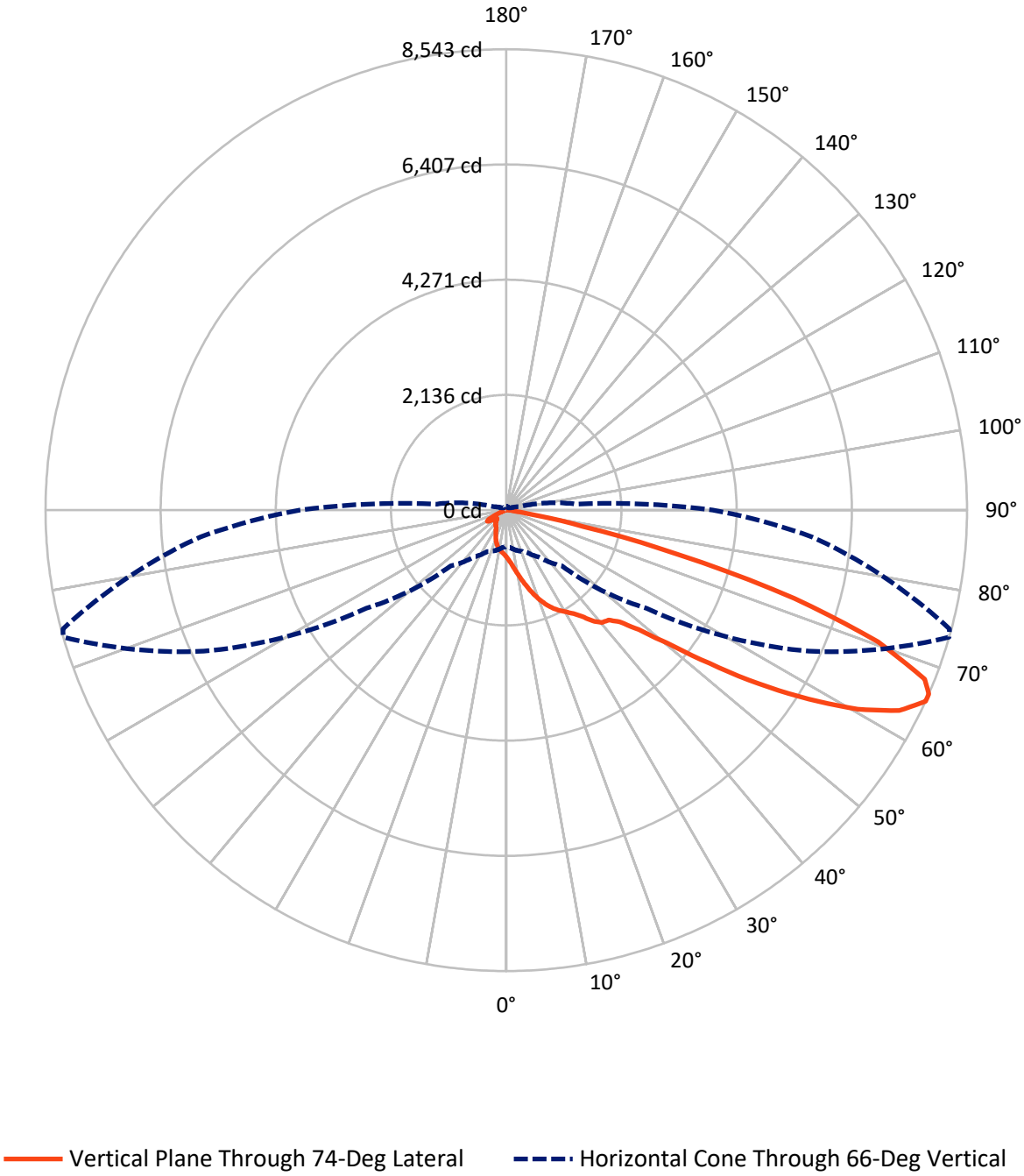

REPORT NUMBER: P1461126
CATALOG NUMBER: PRV-PC1B-727-U-T2RE-HSS

FLUX DISTRIBUTION:

		Downward	Upward	Total
House Side	Lumens	800.5	0.0	800.5
	% Fixture	10.4	0.0	10.4
Street Side	Lumens	6908.5	0.0	6908.5
	% Fixture	89.6	0.0	89.6
Total	Lumens	7709.0	0.0	7709.0
	% Fixture	100.0	0.0	100.0

ZONAL LUMENS:

Zone	Lumens	% Fixture
0°-10°	85.6	1.1
10°-20°	278.5	3.6
20°-30°	530.8	6.9
30°-40°	933.5	12.1
40°-50°	1517.4	19.7
50°-60°	1958.8	25.4
60°-70°	1740.7	22.6
70°-80°	612.4	7.9
80°-90°	51.3	0.7
90°-100°	0.0	0.0
100°-110°	0.0	0.0
110°-120°	0.0	0.0
120°-130°	0.0	0.0
130°-140°	0.0	0.0
140°-150°	0.0	0.0
150°-160°	0.0	0.0
160°-170°	0.0	0.0
170°-180°	0.0	0.0
0°-90°	7709.0	100.0
0°-180°	7709.0	100.0

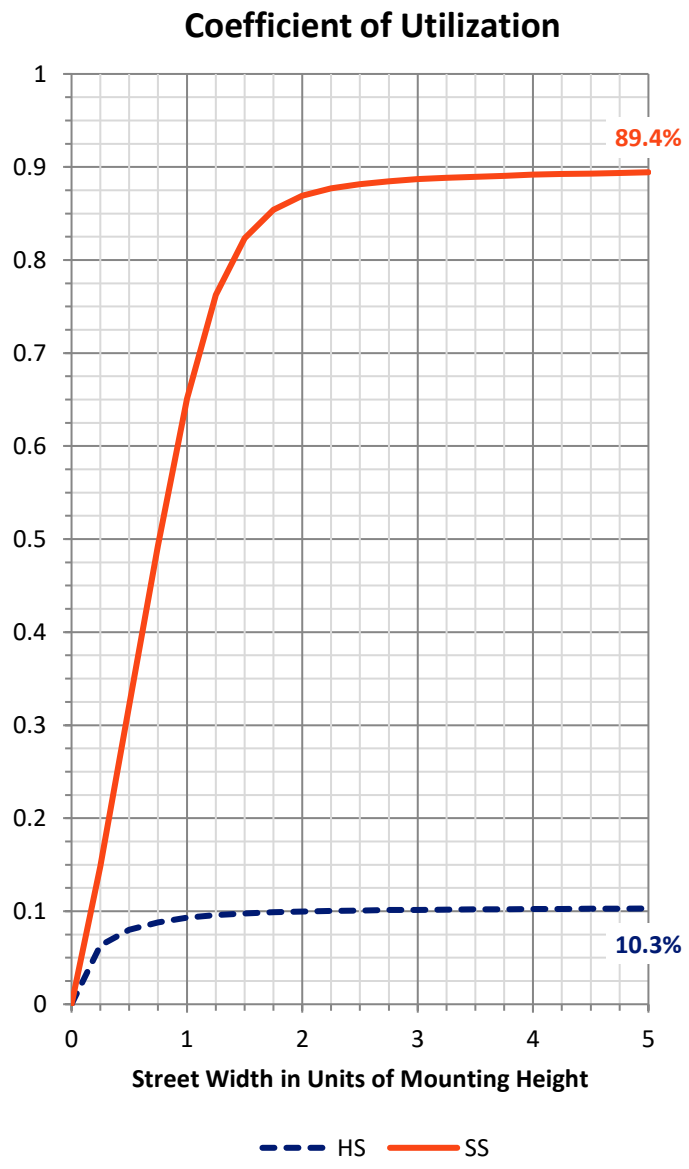

REPORT NUMBER: P1461126
CATALOG NUMBER: PRV-PC1B-727-U-T2RE-HSS

LUMINAIRE CLASSIFICATION SYSTEM LUMEN TABLE AND BUG RATING:

Zone		Lumens	% Fixture	Zone Rating/Lumen Limit B	U	G
FL	(0°-30°)	723.6	9.4			
FM	(30°-60°)	3994.2	51.8			
FH	(60°-80°)	2147.8	27.9			G2/5000
FVH	(80°-90°)	42.9	0.6			G1/100
BL	(0°-30°)	171.3	2.2	B1/500		
BM	(30°-60°)	415.5	5.4	B1/1000		
BH	(60°-80°)	205.3	2.7	B1/500		G1/500
BVH	(80°-90°)	8.4	0.1			G0/10
UL	(90°-100°)	0.0	0.0		U0/0	
UH	(100°-180°)	0.0	0.0		U0/0	

BUG Rating: B1-U0-G2
Type II Short

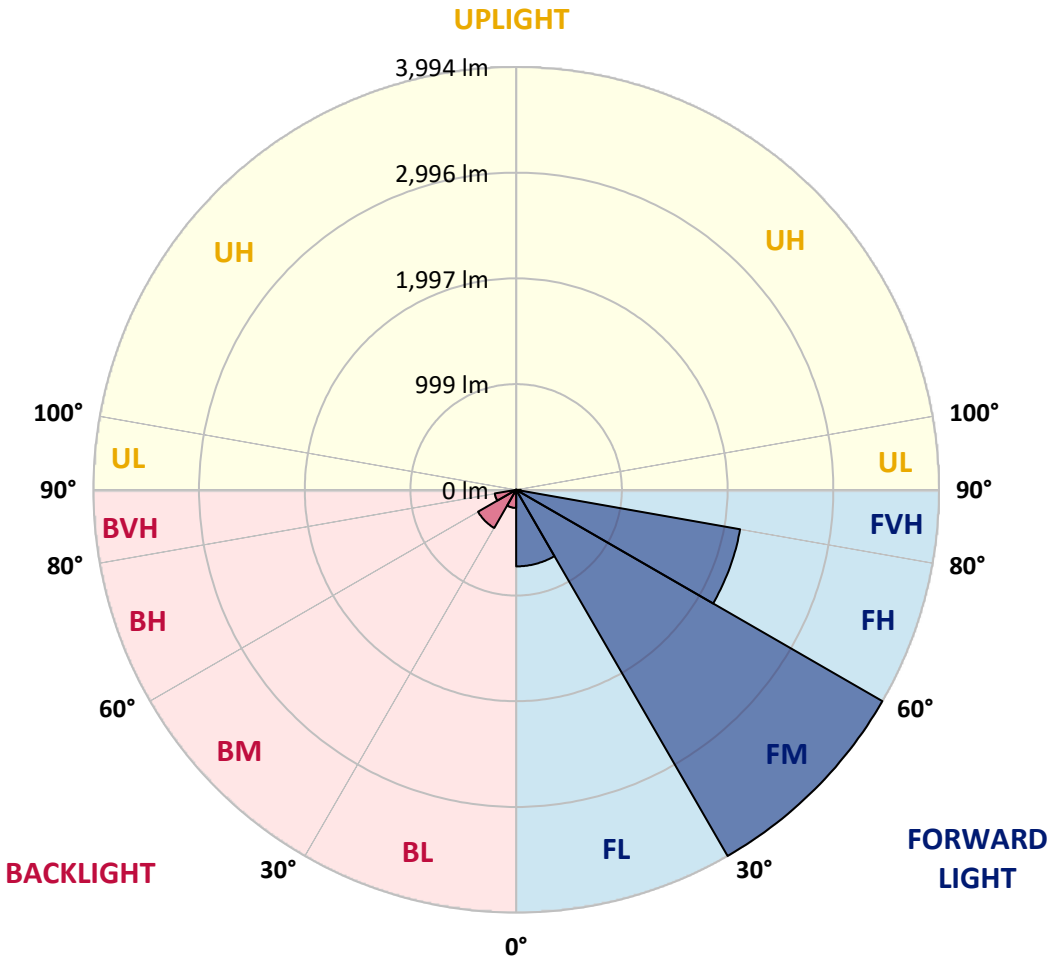

REPORT NUMBER: P1461126
CATALOG NUMBER: PRV-PC1B-727-U-T2RE-HSS

CANDELA DISTRIBUTION (FULL):

	0°	5°	15°	25°	35°	45°	55°	65°	74°	75°	85°
0°	870.0	870.0	870.0	870.0	870.0	870.0	870.0	870.0	*870.0*	870.0	870.0
2.5°	1071.4	1073.4	1060.2	1050.1	1032.4	1012.7	988.4	956.5	*924.2*	924.7	893.8
5°	1272.2	1273.7	1264.1	1244.4	1222.1	1182.1	1130.5	1067.8	*1002.1*	1001.0	931.7
7.5°	1329.3	1322.3	1326.8	1333.4	1334.4	1320.7	1281.8	1190.7	*1098.7*	1086.5	989.9
10°	1355.1	1346.5	1345.5	1350.6	1368.3	1393.1	1392.1	1327.3	*1216.0*	1205.9	1058.7
12.5°	1455.8	1453.8	1450.7	1439.6	1433.0	1440.1	1478.0	1457.8	*1344.5*	1334.9	1148.2
15°	1580.2	1569.6	1569.1	1563.0	1548.4	1525.1	1544.3	1582.3	*1484.6*	1471.5	1239.8
17.5°	1684.9	1670.3	1674.3	1681.9	1669.3	1647.5	1633.8	1681.9	*1630.3*	1617.7	1341.5
20°	1764.4	1756.3	1771.9	1791.7	1793.2	1774.0	1748.2	1775.5	*1773.0*	1758.3	1454.3
22.5°	1825.1	1814.9	1838.2	1878.7	1912.1	1905.0	1870.1	1858.9	*1901.4*	1896.9	1562.0
25°	1861.5	1851.4	1886.8	1949.5	2020.3	2042.1	2005.1	1959.6	*2012.7*	2017.3	1660.2
27.5°	1938.9	1931.8	1961.1	2023.3	2105.8	2168.5	2142.7	2060.3	*2108.3*	2115.4	1755.8
30°	2166.5	2132.1	2154.4	2174.1	2217.6	2287.9	2276.8	2159.9	*2187.2*	2205.9	1848.8
32.5°	2539.8	2499.3	2473.5	2442.2	2410.3	2431.5	2429.5	2281.3	*2285.4*	2302.6	1947.0
35°	3037.0	3014.3	2910.6	2784.1	2683.5	2629.3	2621.2	2452.3	*2416.9*	2439.6	2055.7
37.5°	3562.1	3537.3	3415.4	3206.0	3013.3	2853.4	2827.6	2690.5	*2606.1*	2622.8	2169.0
40°	4067.4	4003.2	3897.5	3662.8	3345.6	3061.8	2947.0	2783.6	*2736.6*	2756.8	2251.5
42.5°	4446.3	4411.4	4305.7	4081.1	3698.7	3266.7	3066.4	2830.7	*2782.6*	2821.5	2289.9
45°	4646.6	4608.7	4565.7	4442.2	3993.6	3499.9	3249.5	3007.7	*2953.6*	2993.0	2406.8
47.5°	4498.9	4488.8	4623.3	4656.7	4239.4	3701.7	3459.9	3290.5	*3307.7*	3322.3	2673.8
50°	3939.9	3994.1	4279.9	4545.4	4354.7	3900.5	3721.4	3705.2	*3867.1*	3911.1	3229.3
52.5°	3213.1	3218.6	3599.0	4120.5	4149.4	3969.3	3988.0	4245.5	*4716.4*	4714.9	3937.9
55°	2407.8	2492.8	2905.5	3432.6	3591.9	3793.3	4244.5	4941.5	*5678.0*	5667.4	4651.7
57.5°	1843.3	1852.9	2283.8	2787.7	2973.8	3369.4	4324.9	5703.8	*6609.2*	6591.0	5341.1
60°	1417.9	1422.4	1736.0	2149.3	2511.5	2791.2	4196.4	6338.6	*7486.9*	7473.7	5766.0
62.5°	1058.2	1073.4	1256.5	1475.0	1969.7	2310.7	3867.6	6618.9	*8178.3*	8146.5	5908.2
65°	784.0	785.1	881.2	997.5	1306.6	1713.8	3392.6	6450.4	*8542.0*	8504.1	5798.9
66°	*678.3*	*691.0*	*773.9*	*849.3*	*1062.8*	*1459.8*	*3169.6*	*6188.4*	*8542.5*	*8508.1*	*5690.6*
67.5°	570.6	575.6	637.4	690.5	795.2	1034.9	2728.5	5774.6	*8365.5*	8287.6	5421.0
70°	417.3	428.9	468.9	489.6	503.3	599.9	1782.6	4874.7	*7315.9*	7266.8	4637.0
72.5°	304.0	308.1	345.0	358.6	361.2	390.0	906.0	3866.1	*5588.0*	5564.7	3187.3
75°	234.7	238.8	255.4	254.9	258.5	271.1	415.8	2371.4	*3302.6*	3321.3	1530.2
77.5°	189.2	195.3	200.3	186.1	187.2	190.2	247.9	1013.2	*1458.8*	1380.4	415.8
80°	141.6	142.6	151.2	137.6	131.0	128.5	156.8	350.5	*411.7*	391.0	151.8
82.5°	110.3	105.7	108.2	100.2	91.1	87.0	105.7	147.7	*163.9*	162.4	105.2
85°	73.9	72.3	66.8	63.2	56.7	52.6	69.3	83.5	*101.2*	104.7	78.4
87.5°	33.4	33.4	34.4	31.4	28.8	26.3	34.4	45.0	*52.1*	52.1	29.8
90°	0.0	0.0	0.0	0.0	0.0	0.0	0.0	0.0	*0.0*	0.0	0.0

REPORT NUMBER: P1461126
CATALOG NUMBER: PRV-PC1B-727-U-T2RE-HSS

CANDELA DISTRIBUTION (continued):

	90°	95°	105°	115°	125°	135°	145°	155°	165°	175°	180°
0°	870.0	870.0	870.0	870.0	870.0	870.0	870.0	870.0	870.0	870.0	870.0
2.5°	879.1	861.9	832.1	802.3	776.0	750.2	721.8	707.2	695.0	692.0	684.4
5°	901.9	869.0	803.3	737.5	672.8	625.2	577.2	541.2	515.4	507.9	502.3
7.5°	937.8	887.2	780.5	669.7	577.7	500.3	439.1	403.7	384.4	372.8	369.8
10°	988.4	913.5	754.2	600.9	477.0	391.5	348.5	328.3	315.1	312.1	312.6
12.5°	1050.1	947.4	728.4	524.6	392.5	327.8	303.0	294.9	293.4	291.9	291.9
15°	1118.9	978.8	693.5	453.7	326.8	287.3	280.2	278.2	276.7	276.7	277.2
17.5°	1185.2	1005.6	651.5	388.5	284.8	268.1	262.5	261.0	261.5	261.0	260.5
20°	1255.5	1026.8	598.9	331.3	263.0	250.4	243.8	243.3	243.8	244.3	243.8
22.5°	1316.7	1037.5	544.8	287.8	245.8	233.2	227.1	226.6	226.1	226.6	226.6
25°	1373.8	1039.5	490.2	261.0	229.1	217.5	211.4	210.9	211.4	213.0	213.0
27.5°	1426.5	1041.0	439.6	243.3	214.5	202.3	197.8	198.3	201.3	203.3	203.3
30°	1479.1	1049.1	399.6	226.6	200.3	189.7	185.6	188.7	193.7	198.3	198.8
32.5°	1537.7	1064.3	371.3	214.0	187.7	179.6	177.5	183.1	191.7	198.3	199.3
35°	1607.0	1082.5	356.6	203.9	178.6	170.5	172.5	181.1	191.7	198.3	199.8
37.5°	1671.8	1103.2	347.5	195.3	170.0	162.9	167.4	179.1	190.2	197.3	198.3
40°	1714.8	1104.2	327.3	185.1	161.9	155.3	162.4	174.0	185.1	194.7	195.8
42.5°	1738.0	1093.6	292.9	175.5	154.8	148.2	155.3	162.9	175.5	189.2	191.7
45°	1857.9	1136.6	266.6	165.4	149.2	142.1	144.2	148.2	162.4	177.5	180.1
47.5°	2157.9	1295.9	247.9	156.3	141.6	135.1	131.0	134.6	146.7	160.9	162.4
50°	2700.7	1622.7	240.8	148.7	134.6	124.9	118.9	121.4	128.0	138.6	141.6
52.5°	3484.7	2157.9	261.5	141.6	126.5	115.8	107.2	104.2	110.8	118.9	119.4
55°	4244.0	2617.2	318.7	135.1	116.8	107.2	97.1	90.0	94.1	98.6	100.7
57.5°	4857.0	2830.7	394.0	133.5	105.7	98.6	86.0	76.9	80.4	84.5	85.5
60°	4875.7	2595.4	439.1	133.5	100.2	89.5	75.9	68.3	73.3	77.4	77.9
62.5°	4495.9	2043.1	397.6	124.4	89.5	77.4	69.8	63.2	69.8	75.4	76.4
65°	3998.6	1477.5	288.8	110.3	77.9	65.8	64.2	60.7	68.8	75.4	76.9
66°	*3828.2*	*1288.4*	*239.3*	*103.7*	*73.3*	*62.2*	*61.7*	*60.7*	*68.3*	*74.9*	*76.4*
67.5°	3434.6	991.4	177.0	92.1	66.8	57.7	58.2	59.2	66.3	71.8	73.9
70°	2488.2	585.3	113.8	70.8	59.2	52.6	52.1	54.6	59.7	63.2	63.7
72.5°	1529.6	291.9	83.5	52.6	52.6	50.6	46.0	48.1	52.1	54.1	54.1
75°	685.9	146.7	61.2	41.0	45.5	47.0	39.5	42.0	44.0	46.0	46.0
77.5°	185.6	89.5	47.5	33.9	40.5	41.5	33.4	35.9	37.4	40.5	40.0
80°	102.7	70.3	34.4	27.8	31.4	35.9	28.8	31.4	29.3	27.3	31.9
82.5°	85.0	48.1	23.3	21.8	23.3	28.8	23.3	21.8	18.2	10.6	12.1
85°	58.7	26.3	12.1	11.6	12.6	17.2	14.7	11.1	7.6	2.0	3.5
87.5°	17.2	7.1	5.1	4.6	5.1	6.1	4.6	4.6	2.5	0.0	0.0
90°	0.0	0.0	0.0	0.0	0.0	0.0	0.0	0.0	0.0	0.0	0.0

Cooper Lighting Solutions Photometric Lab
1121 Highway 74 South
Peachtree City, GA 30269

LM-79-2019: Approved Method: Electrical and Photometric Measurements of Solid-State Lighting Products

Report Prepared for

Cooper Lighting Solutions

McGraw-Edison

Report Number: SP2-2501-321-3

Test Date: 04/09/2025

Luminaire Tested: GKO-PB1E-727-U-T4W

Data in this report applies to families of products including GKO-PB1E-727-U-T4W

Report Generated By FNC07603 / LDUCLS01DT447
Version: v7.04

Test Information

Test Method:	LM-79-2019
Report Number:	SP2-2501-321-3
Test Lab:	COOPER LIGHTING SOLUTIONS
Photometer:	SP2 - 165CM SPHERE
Measurement Geometry:	4π
Issue Date:	04/10/2025
Manufacturer:	COOPER LIGHTING SOLUTIONS
Product Line:	McGraw-Edison
Catalog Number:	**GKO-PB1E-727-U-T4W**
Description:	Gekko Wedge Wall Pack Fixture 1 SQ w/ T4W distribution

Spectral Parameters

CCT (K):	2769	CRI (Ra):		71.7			
CIE u':	0.2596	R1:		68.0	R9:		-34.5
CIE v':	0.5253	R2:		84.0	R10:		64.3
Duv:	-0.0005	R3:		94.6	R11:		60.9
CIE x:	0.4535	R4:		65.9	R12:		54.4
CIE y:	0.4078	R5:		67.3	R13:		71.2
CIE z:	0.1387	R6:		78.7	R14:		97.6
Peak Wavelength (nm):	597	R7:		75.2	R15:		59.5
Dominant Wavelength (nm):	584	R8:		39.8			
Purity:	58.54014						
Rf:	75.7						
Rg:	93.2						

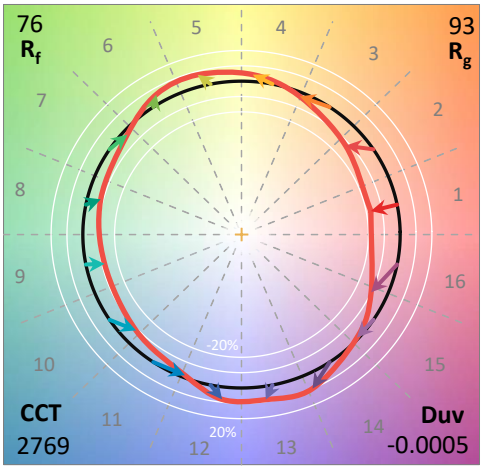

Test Conditions

Stabilization Time:	36M
Operation Time:	1H 36M
Sphere Temperature (°C):	25.0

Measurement and Test Equipment			
Instrument	Identification Number	Calibration Date	Calibration Due Date
Photometer	IN2187	1/6/2025	7/6/2025
Power Meter	INXT2011002	1/21/2025	1/21/2026
AC Power Source	IN0458	10/22/2024	10/22/2025
DC Power Source	IN0212	10/22/2024	10/22/2025
Sphere Thermometer	IN4036B	10/22/2024	10/22/2025
Room Thermometer	IN0046	10/22/2024	10/22/2025

REPORT NUMBER: SP2-2501-321-3

CIE 1931 Chromaticity Diagram

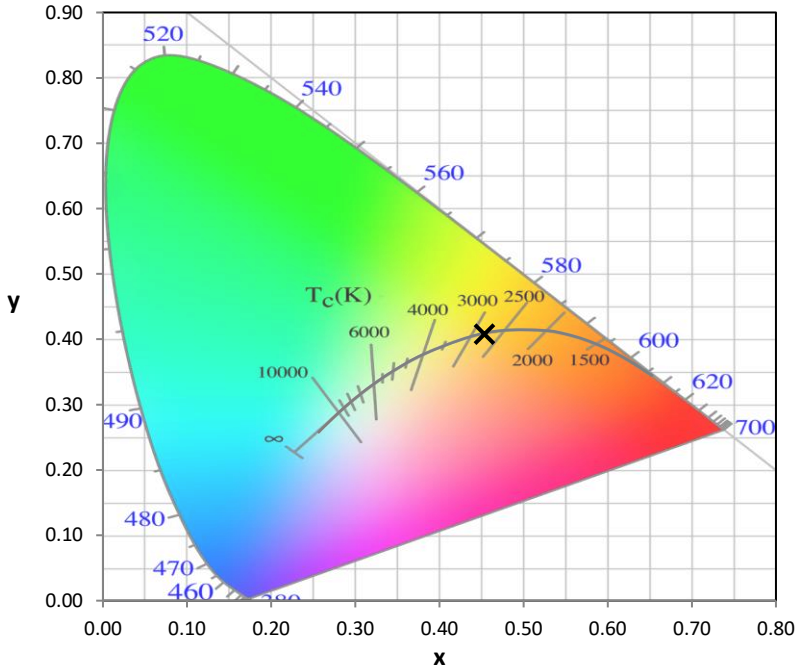

CIE 1931 Chromaticity Diagram with 2017 ANSI 7-Step and 4-Step Quadrangles

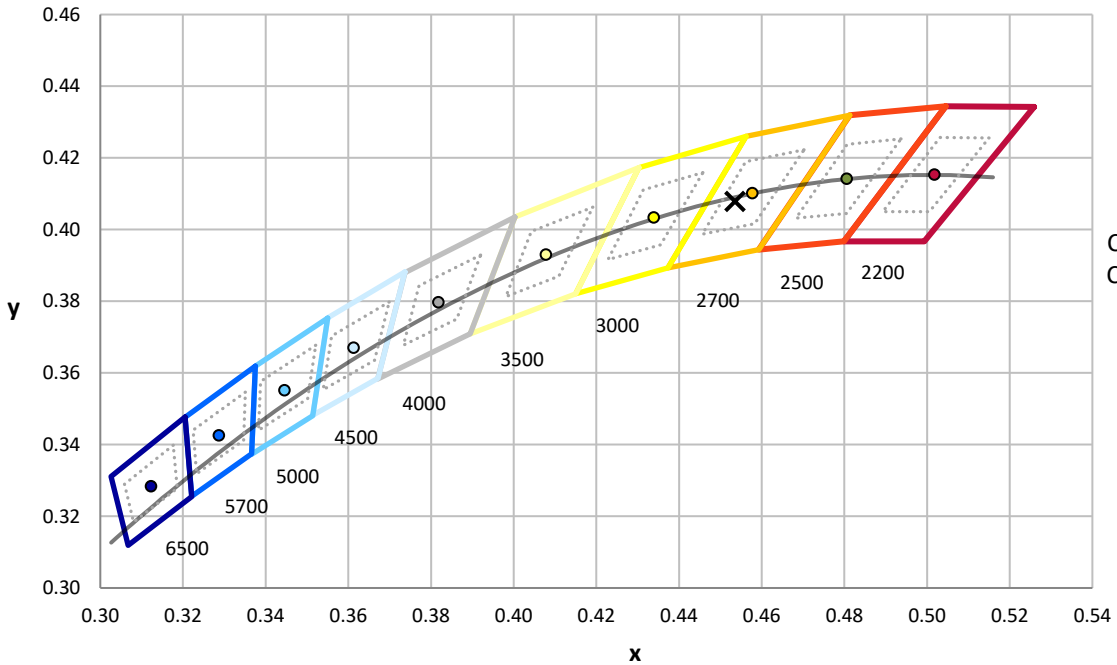

CCT = 2769K
CIE x = 0.4535
CIE y = 0.4078
Duv = -0.0005

Point lies inside the ANSI 2700K 4-step quadrangle

REPORT NUMBER: SP2-2501-321-3

Photopic Flux vs. Wavelength

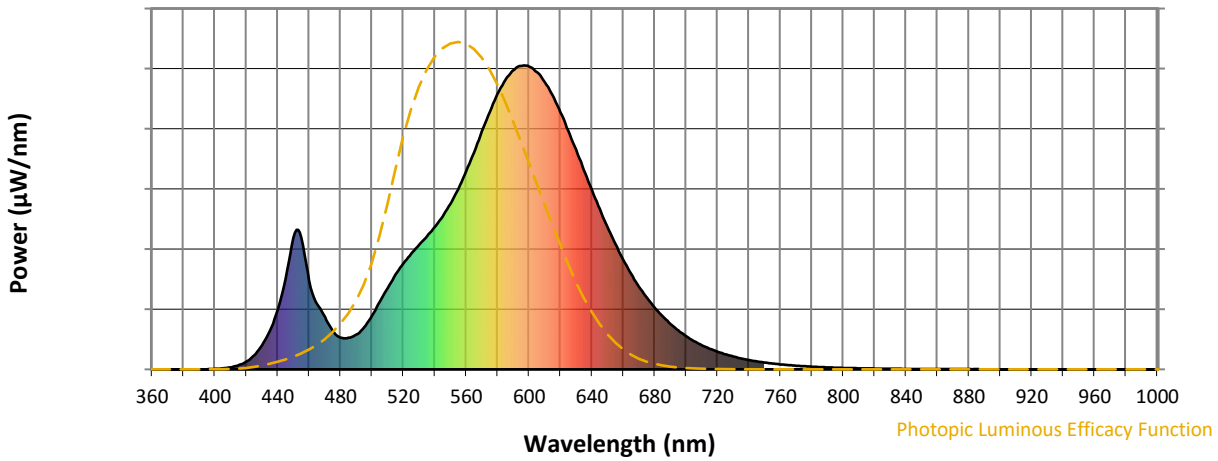

Photopic Lumens: NR

λ (nm)	Power W^/nm	Lumens (ϕ/nm)	λ (nm)	Power W^/nm	Lumens (ϕ/nm)	λ (nm)	Power W^/nm	Lumens (ϕ/nm)	λ (nm)	Power W^/nm	Lumens (ϕ/nm)	λ (nm)	Power W^/nm	Lumens (ϕ/nm)
360	0	NR	490	114	NR	620	844	NR	750	22	NR	880	1	NR
365	0	NR	495	138	NR	625	785	NR	755	19	NR	885	1	NR
370	0	NR	500	176	NR	630	722	NR	760	16	NR	890	1	NR
375	0	NR	505	222	NR	635	655	NR	765	14	NR	895	0	NR
380	0	NR	510	268	NR	640	591	NR	770	12	NR	900	0	NR
385	0	NR	515	311	NR	645	527	NR	775	10	NR	905	0	NR
390	0	NR	520	348	NR	650	467	NR	780	9	NR	910	0	NR
395	0	NR	525	381	NR	655	412	NR	785	8	NR	915	0	NR
400	2	NR	530	410	NR	660	360	NR	790	7	NR	920	0	NR
405	4	NR	535	438	NR	665	314	NR	795	6	NR	925	0	NR
410	7	NR	540	469	NR	670	272	NR	800	5	NR	930	0	NR
415	13	NR	545	503	NR	675	236	NR	805	4	NR	935	0	NR
420	25	NR	550	544	NR	680	203	NR	810	4	NR	940	0	NR
425	46	NR	555	594	NR	685	175	NR	815	3	NR	945	0	NR
430	79	NR	560	652	NR	690	149	NR	820	3	NR	950	0	NR
435	128	NR	565	714	NR	695	128	NR	825	2	NR	955	0	NR
440	196	NR	570	783	NR	700	109	NR	830	2	NR	960	0	NR
445	299	NR	575	847	NR	705	93	NR	835	2	NR	965	0	NR
450	433	NR	580	906	NR	710	80	NR	840	2	NR	970	0	NR
455	433	NR	585	953	NR	715	68	NR	845	1	NR	975	0	NR
460	293	NR	590	985	NR	720	58	NR	850	1	NR	980	0	NR
465	215	NR	595	998	NR	725	50	NR	855	1	NR	985	0	NR
470	173	NR	600	997	NR	730	42	NR	860	1	NR	990	0	NR
475	127	NR	605	978	NR	735	36	NR	865	1	NR	995	0	NR
480	104	NR	610	945	NR	740	30	NR	870	1	NR	1000	0	NR
485	104	NR	615	902	NR	745	26	NR	875	1	NR			

REPORT NUMBER: SP2-2501-321-3

Scotopic Flux vs. Wavelength

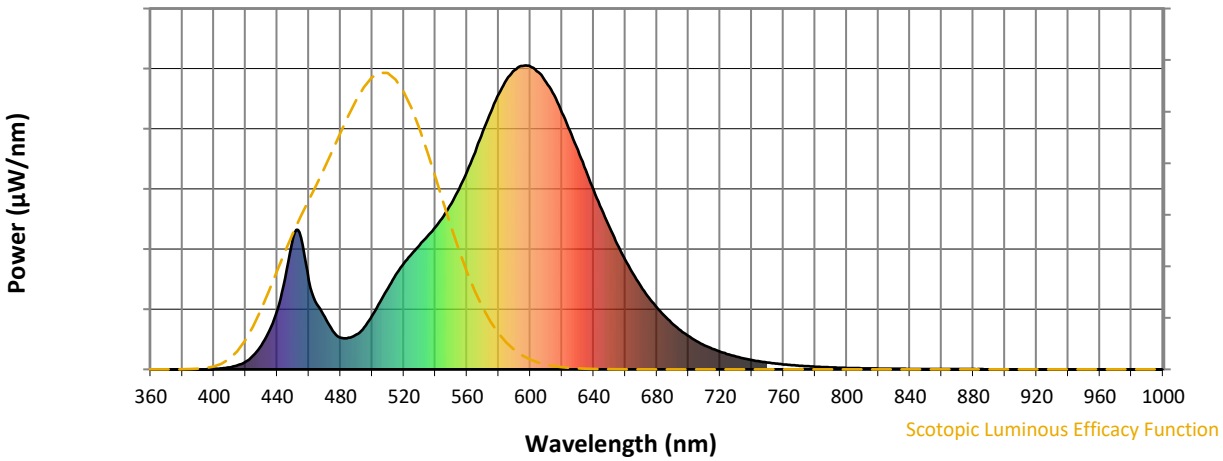

Scotopic Lumens: NR **S/P: 1.14**

λ (nm)	Power W^/nm	Lumens (ϕ/nm)	λ (nm)	Power W^/nm	Lumens (ϕ/nm)	λ (nm)	Power W^/nm	Lumens (ϕ/nm)	λ (nm)	Power W^/nm	Lumens (ϕ/nm)	λ (nm)	Power W^/nm	Lumens (ϕ/nm)
360	0	NR	490	114	NR	620	844	NR	750	22	NR	880	1	NR
365	0	NR	495	138	NR	625	785	NR	755	19	NR	885	1	NR
370	0	NR	500	176	NR	630	722	NR	760	16	NR	890	1	NR
375	0	NR	505	222	NR	635	655	NR	765	14	NR	895	0	NR
380	0	NR	510	268	NR	640	591	NR	770	12	NR	900	0	NR
385	0	NR	515	311	NR	645	527	NR	775	10	NR	905	0	NR
390	0	NR	520	348	NR	650	467	NR	780	9	NR	910	0	NR
395	0	NR	525	381	NR	655	412	NR	785	8	NR	915	0	NR
400	2	NR	530	410	NR	660	360	NR	790	7	NR	920	0	NR
405	4	NR	535	438	NR	665	314	NR	795	6	NR	925	0	NR
410	7	NR	540	469	NR	670	272	NR	800	5	NR	930	0	NR
415	13	NR	545	503	NR	675	236	NR	805	4	NR	935	0	NR
420	25	NR	550	544	NR	680	203	NR	810	4	NR	940	0	NR
425	46	NR	555	594	NR	685	175	NR	815	3	NR	945	0	NR
430	79	NR	560	652	NR	690	149	NR	820	3	NR	950	0	NR
435	128	NR	565	714	NR	695	128	NR	825	2	NR	955	0	NR
440	196	NR	570	783	NR	700	109	NR	830	2	NR	960	0	NR
445	299	NR	575	847	NR	705	93	NR	835	2	NR	965	0	NR
450	433	NR	580	906	NR	710	80	NR	840	2	NR	970	0	NR
455	433	NR	585	953	NR	715	68	NR	845	1	NR	975	0	NR
460	293	NR	590	985	NR	720	58	NR	850	1	NR	980	0	NR
465	215	NR	595	998	NR	725	50	NR	855	1	NR	985	0	NR
470	173	NR	600	997	NR	730	42	NR	860	1	NR	990	0	NR
475	127	NR	605	978	NR	735	36	NR	865	1	NR	995	0	NR
480	104	NR	610	945	NR	740	30	NR	870	1	NR	1000	0	NR
485	104	NR	615	902	NR	745	26	NR	875	1	NR			

REPORT NUMBER: SP2-2501-321-3

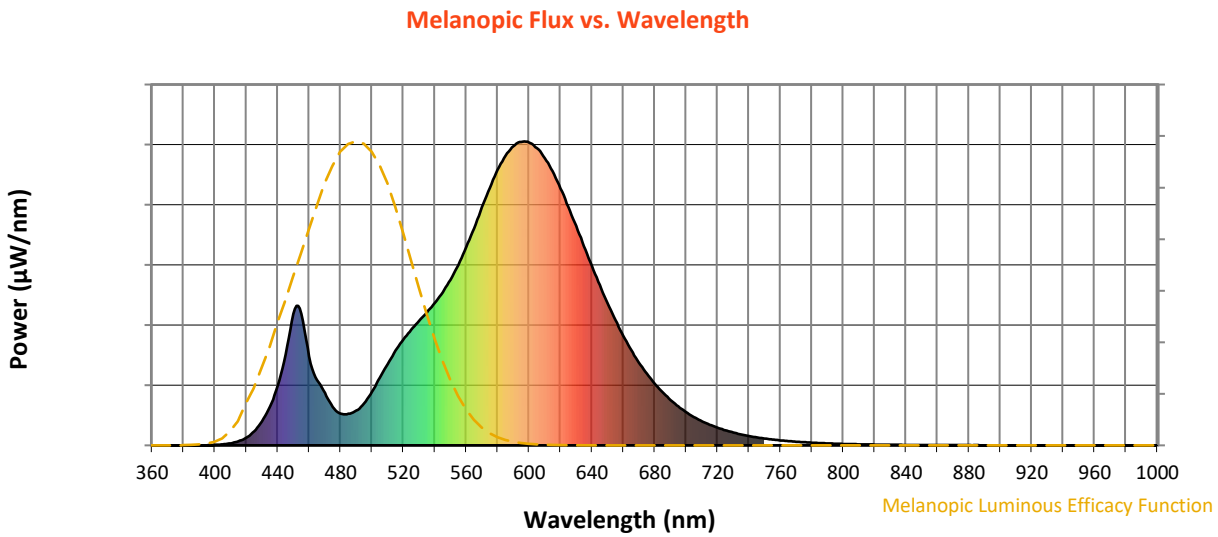

Melanopic Lumens: NR **M/P: 2.08**

λ (nm)	Power W^/nm	Lumens (ϕ/nm)	λ (nm)	Power W^/nm	Lumens (ϕ/nm)	λ (nm)	Power W^/nm	Lumens (ϕ/nm)	λ (nm)	Power W^/nm	Lumens (ϕ/nm)	λ (nm)	Power W^/nm	Lumens (ϕ/nm)
360	0	NR	490	114	NR	620	844	NR	750	22	NR	880	1	NR
365	0	NR	495	138	NR	625	785	NR	755	19	NR	885	1	NR
370	0	NR	500	176	NR	630	722	NR	760	16	NR	890	1	NR
375	0	NR	505	222	NR	635	655	NR	765	14	NR	895	0	NR
380	0	NR	510	268	NR	640	591	NR	770	12	NR	900	0	NR
385	0	NR	515	311	NR	645	527	NR	775	10	NR	905	0	NR
390	0	NR	520	348	NR	650	467	NR	780	9	NR	910	0	NR
395	0	NR	525	381	NR	655	412	NR	785	8	NR	915	0	NR
400	2	NR	530	410	NR	660	360	NR	790	7	NR	920	0	NR
405	4	NR	535	438	NR	665	314	NR	795	6	NR	925	0	NR
410	7	NR	540	469	NR	670	272	NR	800	5	NR	930	0	NR
415	13	NR	545	503	NR	675	236	NR	805	4	NR	935	0	NR
420	25	NR	550	544	NR	680	203	NR	810	4	NR	940	0	NR
425	46	NR	555	594	NR	685	175	NR	815	3	NR	945	0	NR
430	79	NR	560	652	NR	690	149	NR	820	3	NR	950	0	NR
435	128	NR	565	714	NR	695	128	NR	825	2	NR	955	0	NR
440	196	NR	570	783	NR	700	109	NR	830	2	NR	960	0	NR
445	299	NR	575	847	NR	705	93	NR	835	2	NR	965	0	NR
450	433	NR	580	906	NR	710	80	NR	840	2	NR	970	0	NR
455	433	NR	585	953	NR	715	68	NR	845	1	NR	975	0	NR
460	293	NR	590	985	NR	720	58	NR	850	1	NR	980	0	NR
465	215	NR	595	998	NR	725	50	NR	855	1	NR	985	0	NR
470	173	NR	600	997	NR	730	42	NR	860	1	NR	990	0	NR
475	127	NR	605	978	NR	735	36	NR	865	1	NR	995	0	NR
480	104	NR	610	945	NR	740	30	NR	870	1	NR	1000	0	NR
485	104	NR	615	902	NR	745	26	NR	875	1	NR			

REPORT NUMBER: SP2-2501-321-3

TM-30-18

Summary

R_f = 75.7
R_g = 93.2
CIE R_a = 71.7
R_9 = -34.5

Spectral Power Distribution Comparison

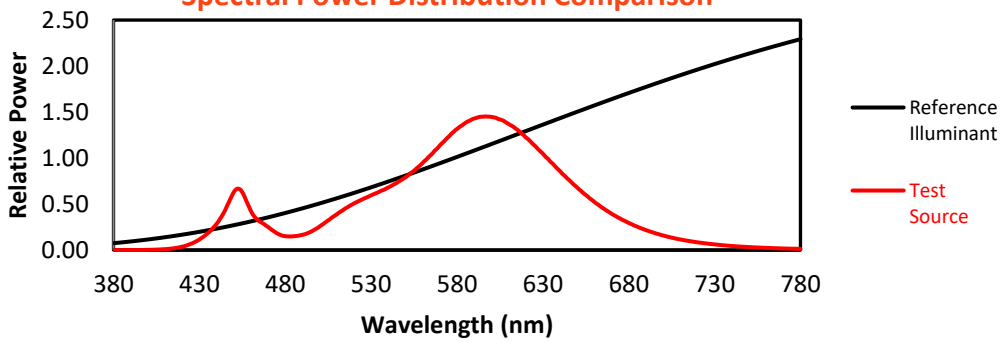

Color Vector Graphics

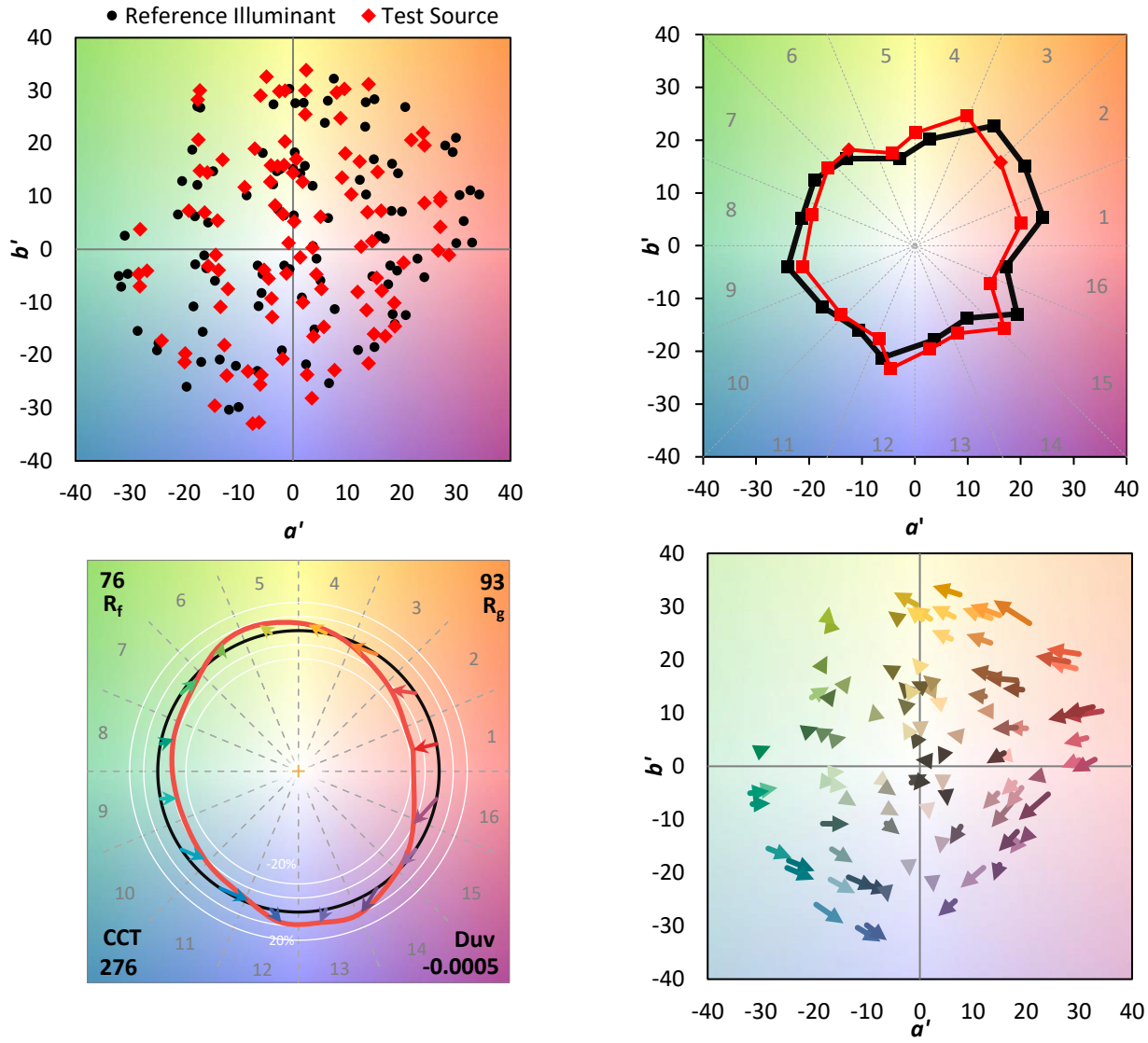

Individual Sample Fidelity Index ($R_{f,i}$)

CES01 = 86	CES26 = 68	CES51 = 87	CES76 = 64
CES02 = 63	CES27 = 91	CES52 = 84	CES77 = 79
CES03 = 31	CES28 = 87	CES53 = 78	CES78 = 67
CES04 = 71	CES29 = 72	CES54 = 86	CES79 = 87
CES05 = 50	CES30 = 86	CES55 = 84	CES80 = 85
CES06 = 52	CES31 = 75	CES56 = 75	CES81 = 68
CES07 = 42	CES32 = 67	CES57 = 74	CES82 = 94
CES08 = 41	CES33 = 81	CES58 = 76	CES83 = 91
CES09 = 29	CES34 = 79	CES59 = 84	CES84 = 89
CES10 = 77	CES35 = 89	CES60 = 90	CES85 = 73
CES11 = 60	CES36 = 92	CES61 = 81	CES86 = 59
CES12 = 66	CES37 = 88	CES62 = 90	CES87 = 77
CES13 = 43	CES38 = 95	CES63 = 78	CES88 = 79
CES14 = 74	CES39 = 97	CES64 = 66	CES89 = 65
CES15 = 72	CES40 = 93	CES65 = 67	CES90 = 80
CES16 = 48	CES41 = 94	CES66 = 63	CES91 = 80
CES17 = 50	CES42 = 89	CES67 = 61	CES92 = 55
CES18 = 57	CES43 = 79	CES68 = 68	CES93 = 72
CES19 = 73	CES44 = 99	CES69 = 77	CES94 = 48
CES20 = 67	CES45 = 85	CES70 = 63	CES95 = 67
CES21 = 87	CES46 = 81	CES71 = 62	CES96 = 76
CES22 = 80	CES47 = 88	CES72 = 86	CES97 = 81
CES23 = 92	CES48 = 74	CES73 = 57	CES98 = 76
CES24 = 91	CES49 = 80	CES74 = 93	CES99 = 64
CES25 = 73	CES50 = 86	CES75 = 66	

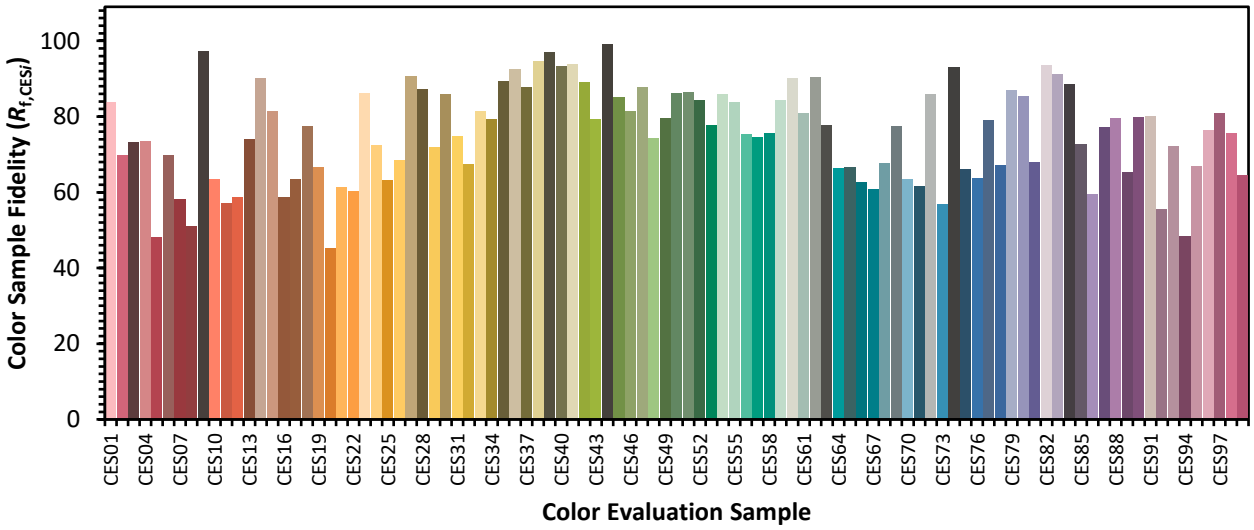

Color Rendition by Hue-Angle Bin

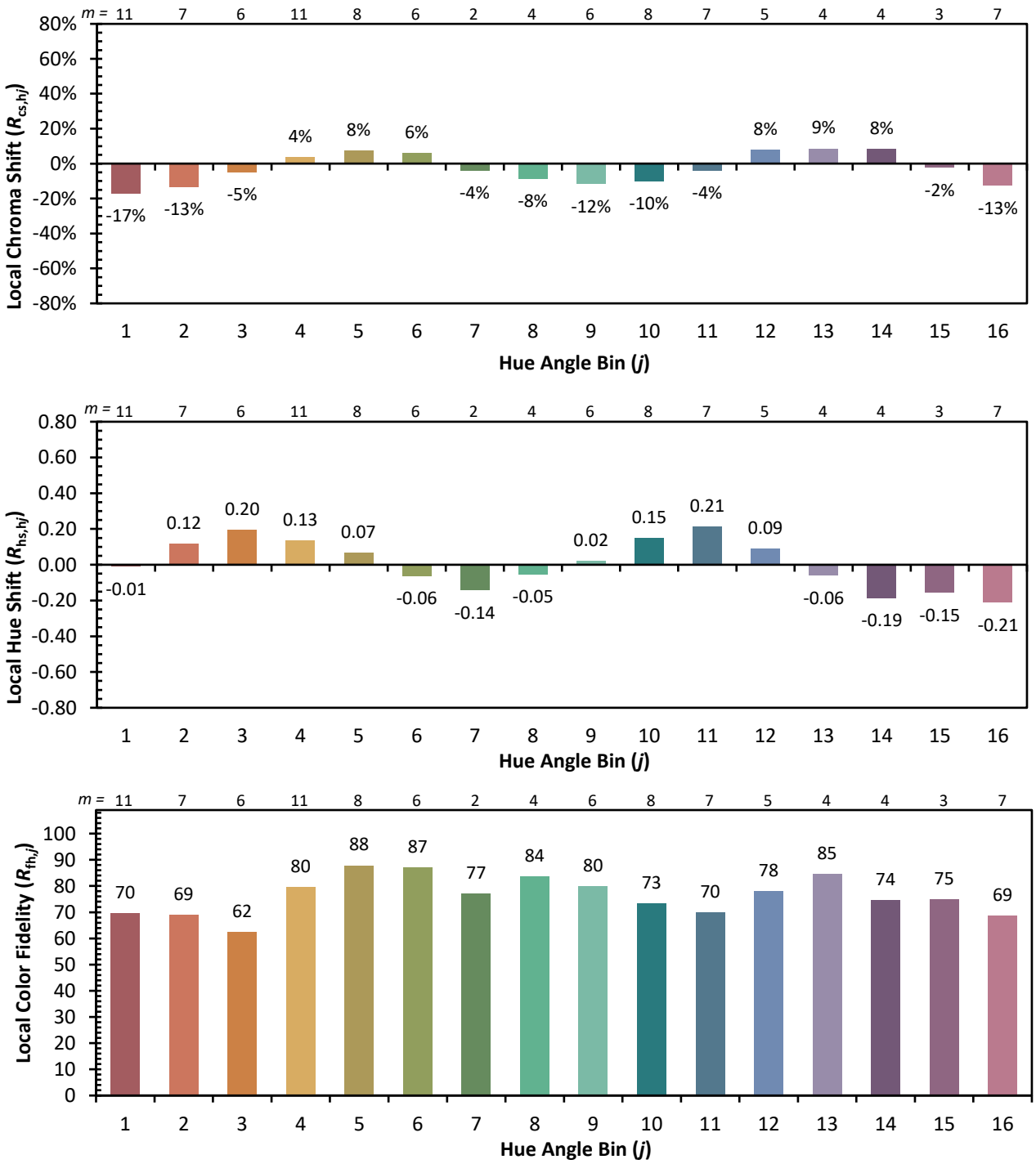

TM-30-18

Measure Comparisons

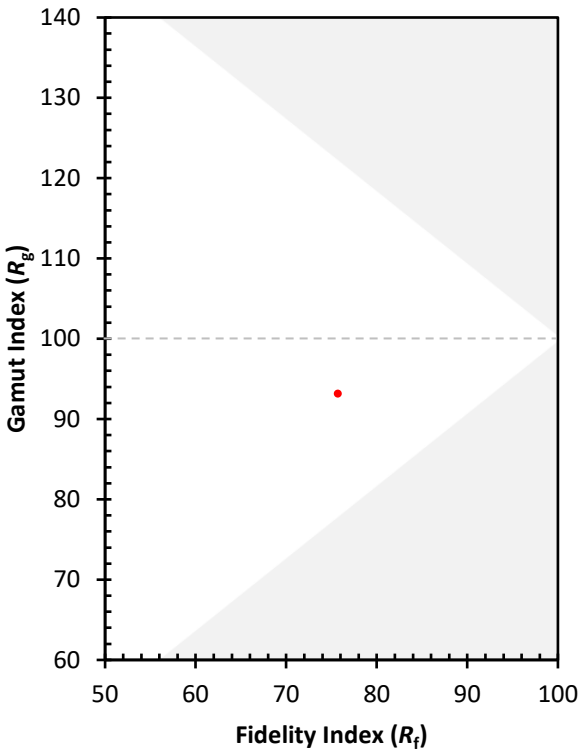

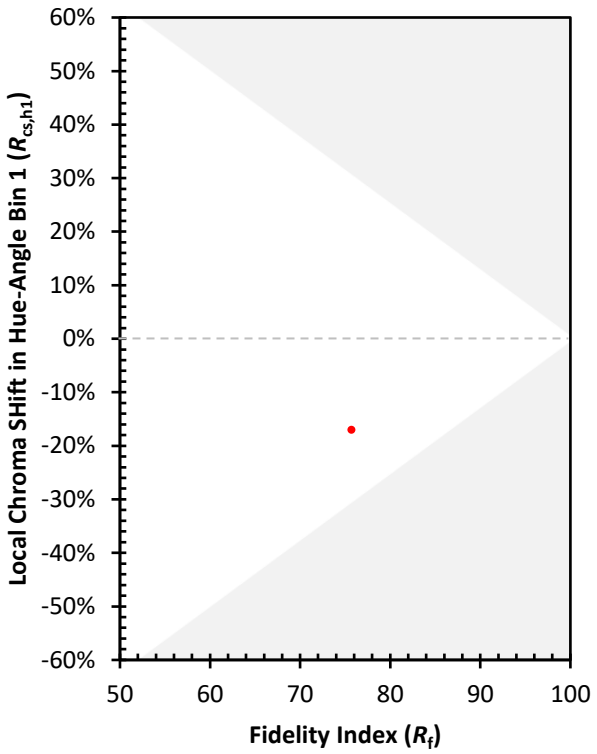

(END OF REPORT)